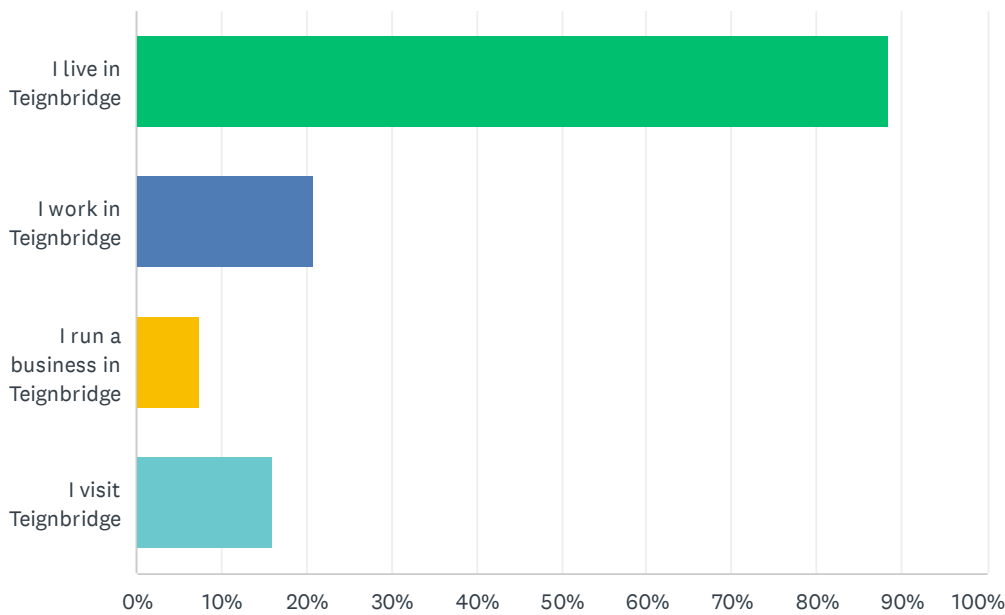


Q1 Which of the following best describes you - tick all that apply :

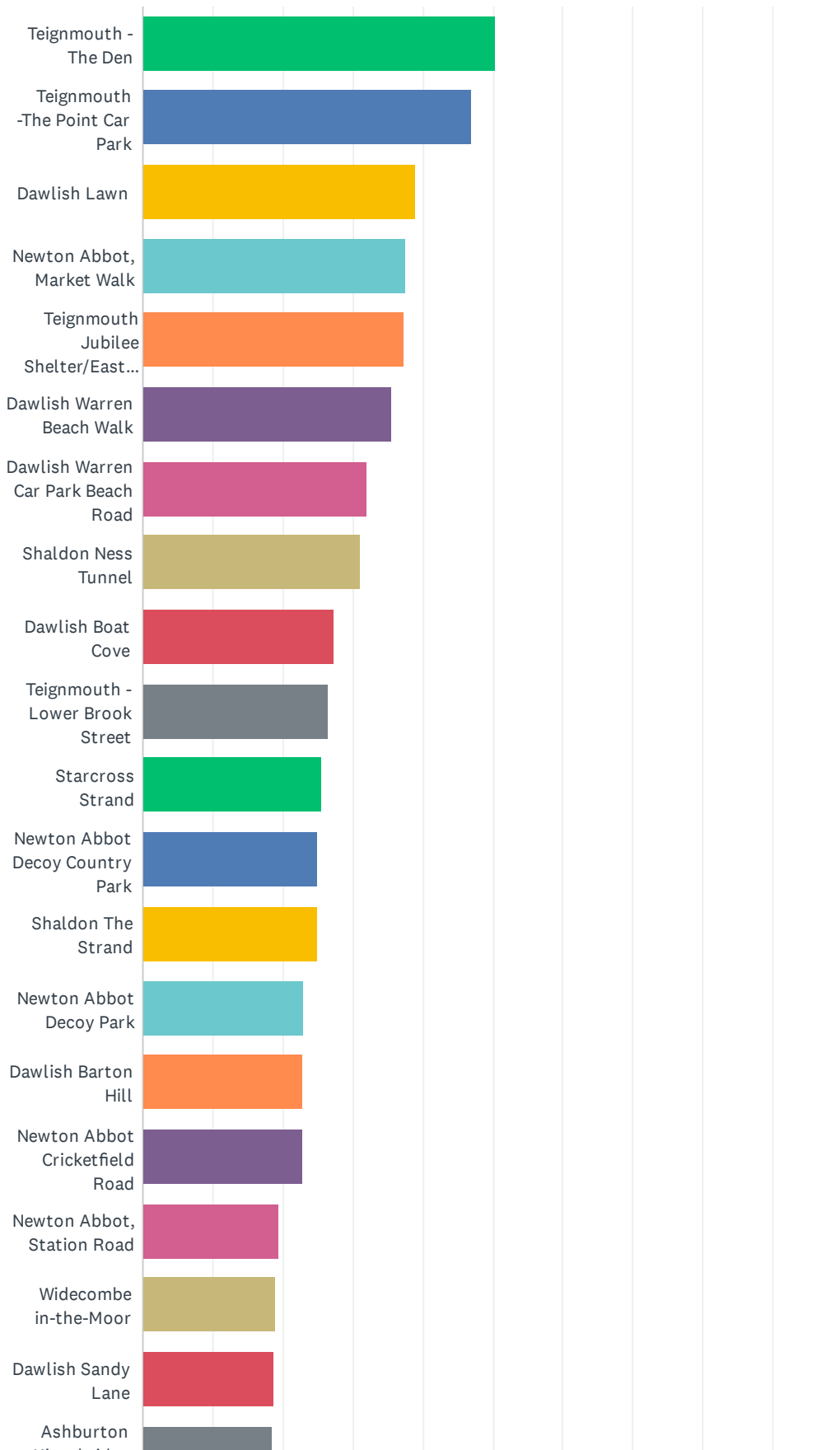
Answered: 5,577    Skipped: 0



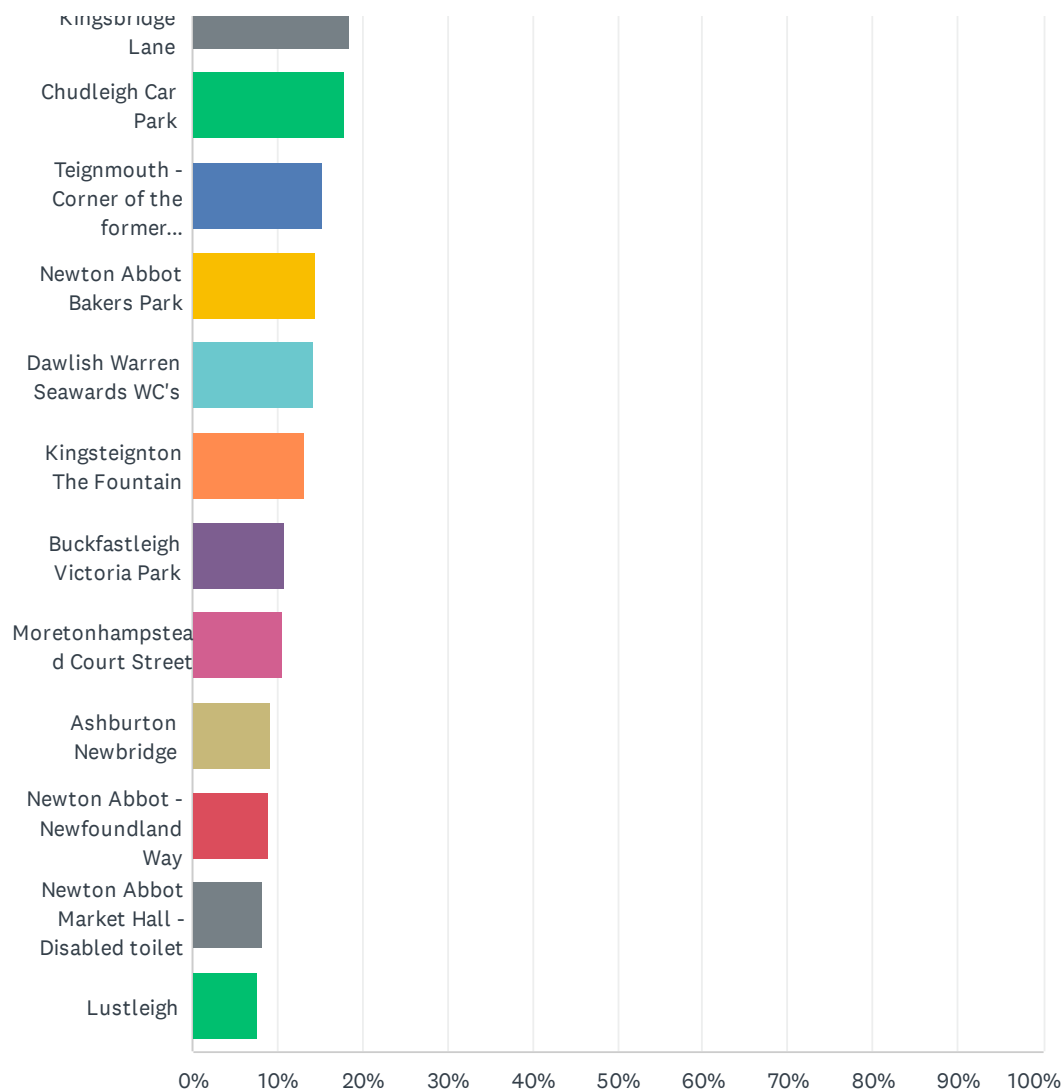
| ANSWER CHOICES                  | RESPONSES |       |
|---------------------------------|-----------|-------|
| I live in Teignbridge           | 88.40%    | 4,930 |
| I work in Teignbridge           | 20.94%    | 1,168 |
| I run a business in Teignbridge | 7.37%     | 411   |
| I visit Teignbridge             | 16.01%    | 893   |
| Total Respondents: 5,577        |           |       |

## Q2 Which, if any, of the following public toilets have you used in the last 12 months? Please select all that apply.

Answered: 5,577 Skipped: 0



## Review of Teignbridge DC Public Toilets 2024

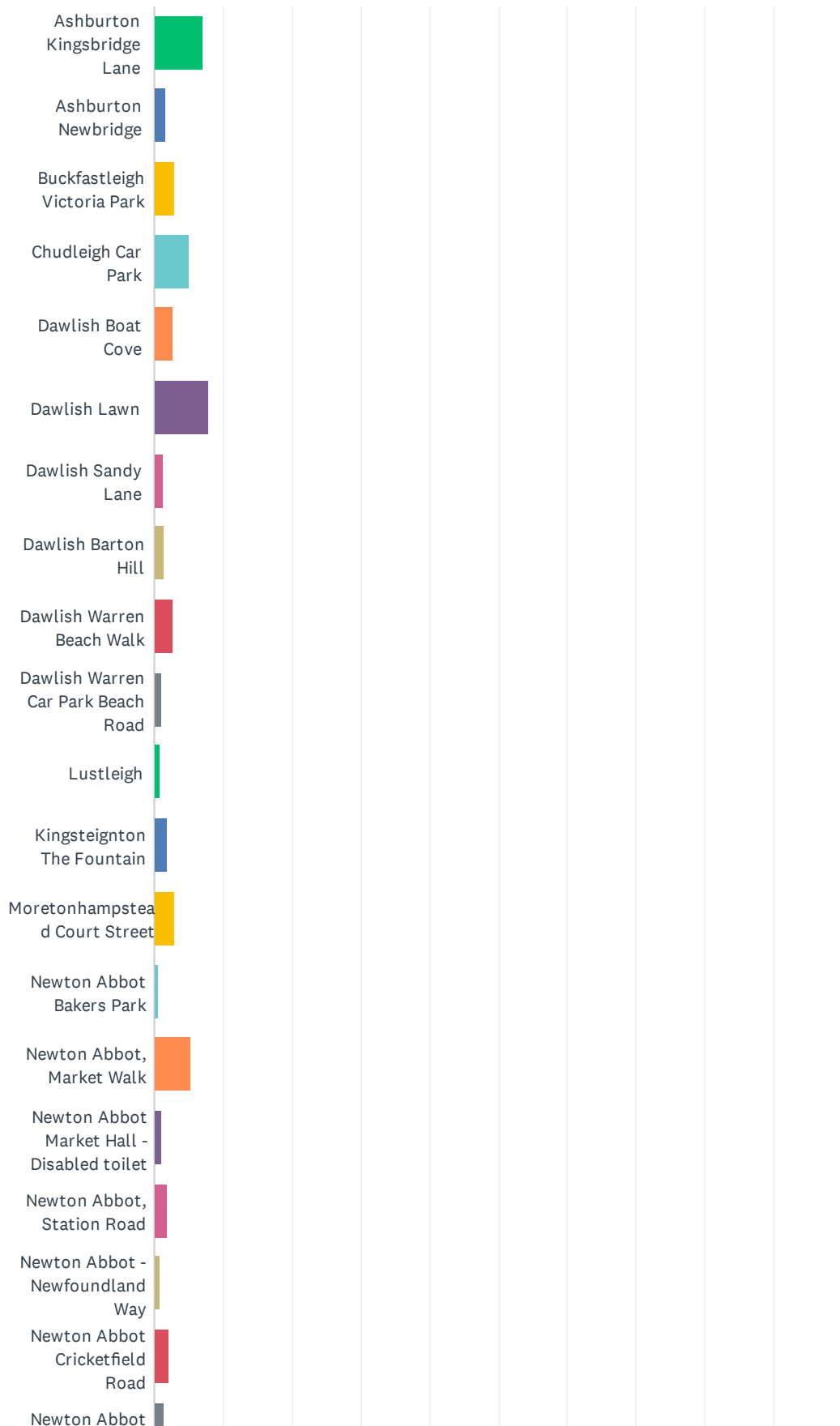


## Review of Teignbridge DC Public Toilets 2024

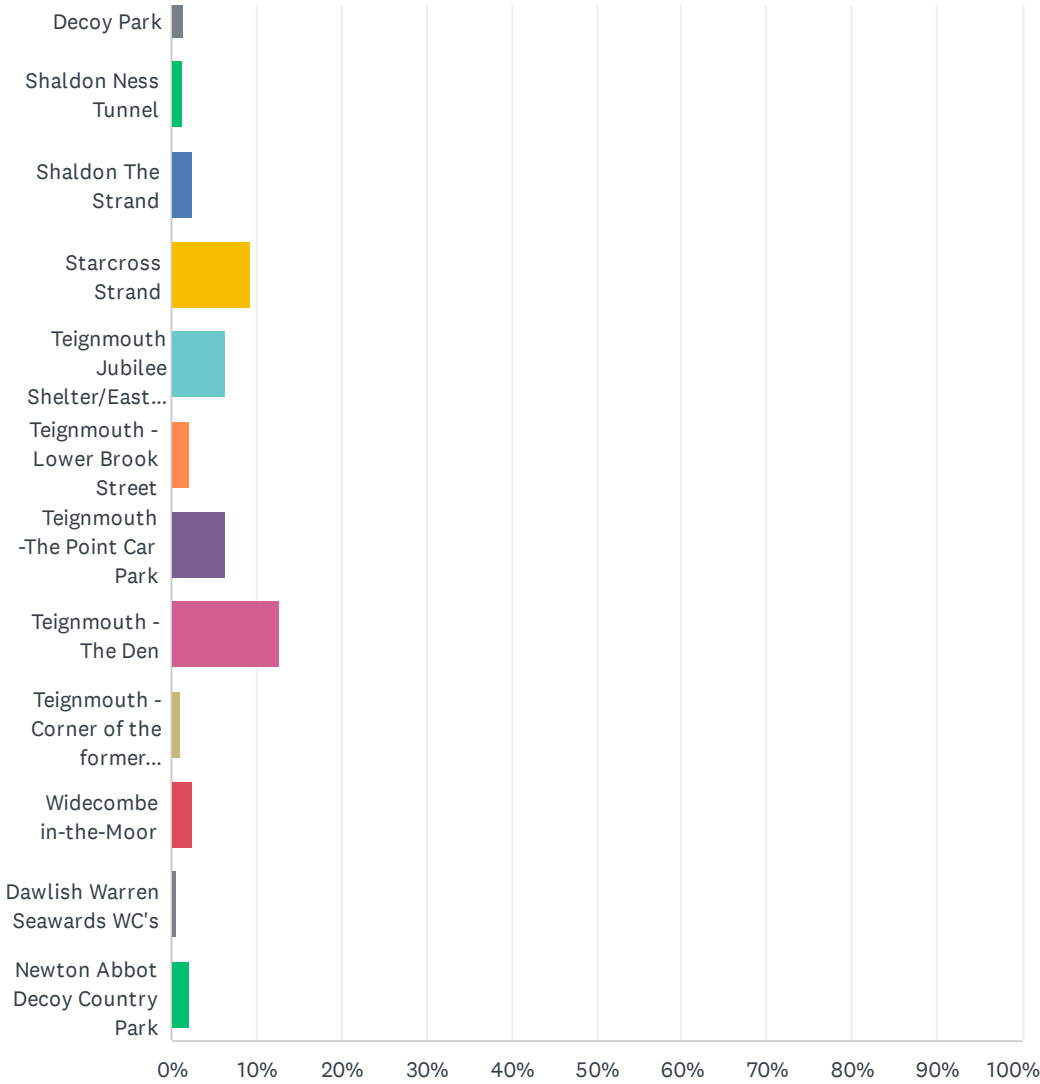
| ANSWER CHOICES   | RESPONSES |       |
|--|-----------|-------|
| Teignmouth - The Den   | 50.33%    | 2,807 |
| Teignmouth -The Point Car Park                                       | 47.01%    | 2,622 |
| Dawlish Lawn   | 39.05%    | 2,178 |
| Newton Abbot, Market Walk  | 37.60%    | 2,097 |
| Teignmouth Jubilee Shelter/Eastcliff                                 | 37.28%    | 2,079 |
| Dawlish Warren Beach Walk  | 35.59%    | 1,985 |
| Dawlish Warren Car Park Beach Road                                   | 31.92%    | 1,780 |
| Shaldon Ness Tunnel  | 31.20%    | 1,740 |
| Dawlish Boat Cove  | 27.34%    | 1,525 |
| Teignmouth - Lower Brook Street                                      | 26.50%    | 1,478 |
| Starcross Strand   | 25.52%    | 1,423 |
| Newton Abbot Decoy Country Park                                      | 24.96%    | 1,392 |
| Shaldon The Strand   | 24.92%    | 1,390 |
| Newton Abbot Decoy Park  | 22.93%    | 1,279 |
| Dawlish Barton Hill  | 22.92%    | 1,278 |
| Newton Abbot Cricketfield Road                                       | 22.74%    | 1,268 |
| Newton Abbot, Station Road   | 19.33%    | 1,078 |
| Widecombe in-the-Moor  | 18.90%    | 1,054 |
| Dawlish Sandy Lane   | 18.77%    | 1,047 |
| Ashburton Kingsbridge Lane   | 18.52%    | 1,033 |
| Chudleigh Car Park   | 17.84%    | 995   |
| Teignmouth - Corner of the former Beachcomber Café - Disabled toilet | 15.38%    | 858   |
| Newton Abbot Bakers Park   | 14.43%    | 805   |
| Dawlish Warren Seawards WC's   | 14.29%    | 797   |
| Kingsteignton The Fountain   | 13.16%    | 734   |
| Buckfastleigh Victoria Park  | 10.87%    | 606   |
| Moretonhampstead Court Street  | 10.69%    | 596   |
| Ashburton Newbridge  | 9.23%     | 515   |
| Newton Abbot - Newfoundland Way                                      | 8.91%     | 497   |
| Newton Abbot Market Hall - Disabled toilet                           | 8.36%     | 466   |
| Lustleigh  | 7.76%     | 433   |
| Total Respondents: 5,577   |           |       |

## Q3 From the list, which of Teignbridge's public toilets is most important to you?

Answered: 5,577 Skipped: 0



Review of Teignbridge DC Public Toilets 2024

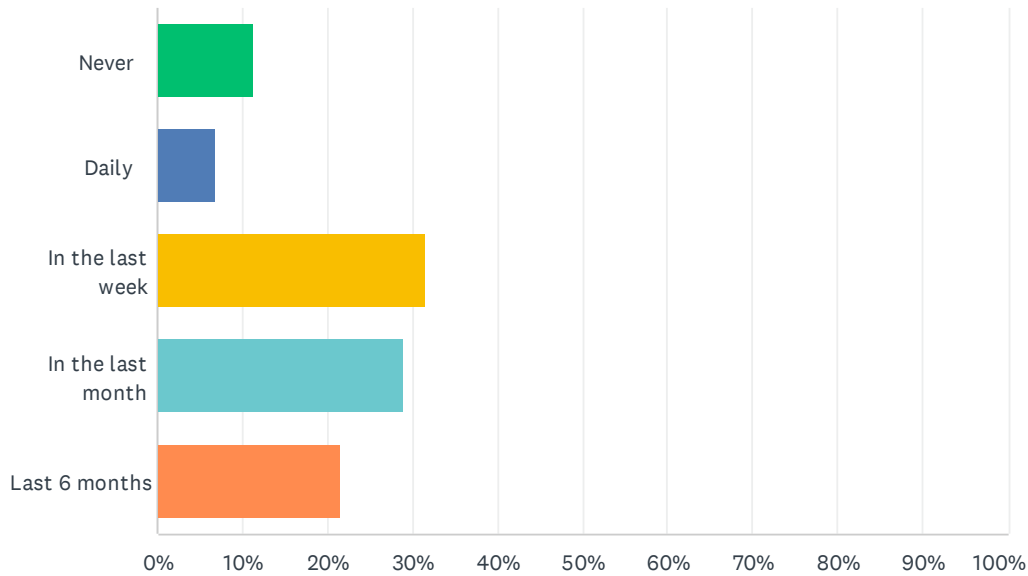


# Review of Teignbridge DC Public Toilets 2024

| ANSWER CHOICES   | RESPONSES |       |
|--|-----------|-------|
| Ashburton Kingsbridge Lane   | 7.05%     | 393   |
| Ashburton Newbridge  | 1.74%     | 97    |
| Buckfastleigh Victoria Park  | 2.89%     | 161   |
| Chudleigh Car Park   | 5.15%     | 287   |
| Dawlish Boat Cove  | 2.69%     | 150   |
| Dawlish Lawn   | 7.80%     | 435   |
| Dawlish Sandy Lane   | 1.26%     | 70    |
| Dawlish Barton Hill  | 1.40%     | 78    |
| Dawlish Warren Beach Walk  | 2.76%     | 154   |
| Dawlish Warren Car Park Beach Road                                   | 1.00%     | 56    |
| Lustleigh  | 0.90%     | 50    |
| Kingsteignton The Fountain   | 1.86%     | 104   |
| Moretonhampstead Court Street  | 2.89%     | 161   |
| Newton Abbot Bakers Park   | 0.57%     | 32    |
| Newton Abbot, Market Walk  | 5.38%     | 300   |
| Newton Abbot Market Hall - Disabled toilet                           | 1.09%     | 61    |
| Newton Abbot, Station Road   | 1.85%     | 103   |
| Newton Abbot - Newfoundland Way                                      | 0.77%     | 43    |
| Newton Abbot Cricketfield Road                                       | 2.08%     | 116   |
| Newton Abbot Decoy Park  | 1.45%     | 81    |
| Shaldon Ness Tunnel  | 1.26%     | 70    |
| Shaldon The Strand   | 2.53%     | 141   |
| Starcross Strand   | 9.43%     | 526   |
| Teignmouth Jubilee Shelter/Eastcliff                                 | 6.47%     | 361   |
| Teignmouth - Lower Brook Street                                      | 2.17%     | 121   |
| Teignmouth -The Point Car Park                                       | 6.38%     | 356   |
| Teignmouth - The Den   | 12.82%    | 715   |
| Teignmouth - Corner of the former Beachcomber Café - Disabled toilet | 1.09%     | 61    |
| Widecombe in-the-Moor  | 2.49%     | 139   |
| Dawlish Warren Seawards WC's   | 0.56%     | 31    |
| Newton Abbot Decoy Country Park                                      | 2.22%     | 124   |
| TOTAL  |           | 5,577 |

## Q4 Do you also use other toilet facilities when they are available to you ? (e.g. shops, cafes, restaurants.)

Answered: 5,577 Skipped: 0

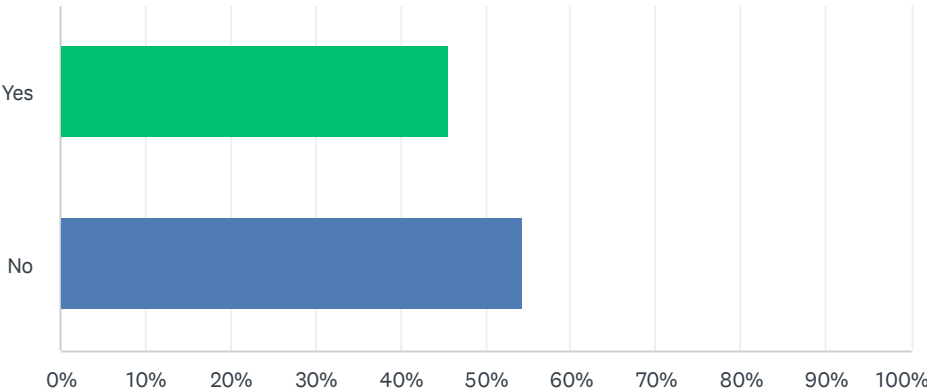


| ANSWER CHOICES    | RESPONSES |       |
|-------------------|-----------|-------|
| Never             | 11.33%    | 632   |
| Daily             | 6.72%     | 375   |
| In the last week  | 31.50%    | 1,757 |
| In the last month | 28.92%    | 1,613 |
| Last 6 months     | 21.52%    | 1,200 |
| TOTAL             |           | 5,577 |



Q5 Would you be prepared to pay to use a Teignbridge public toilet?

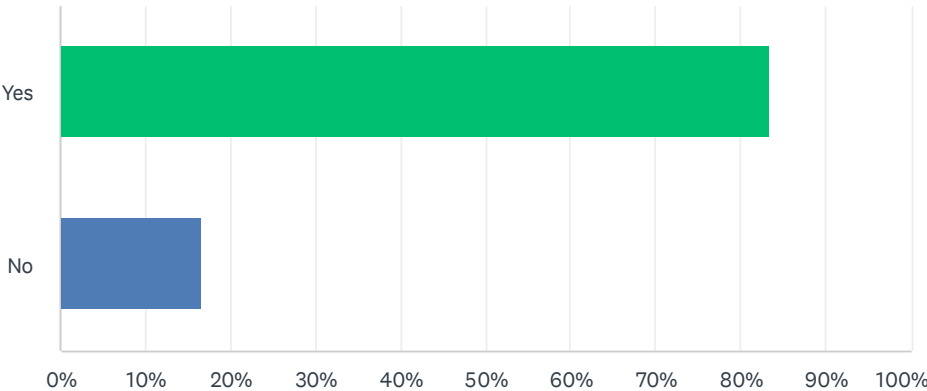
Answered: 5,577    Skipped: 0



| ANSWER CHOICES | RESPONSES |       |
|----------------|-----------|-------|
| Yes            | 45.67%    | 2,547 |
| No             | 54.33%    | 3,030 |
| TOTAL          |           | 5,577 |

Q6 If you used a Teignbridge toilet was it well maintained?

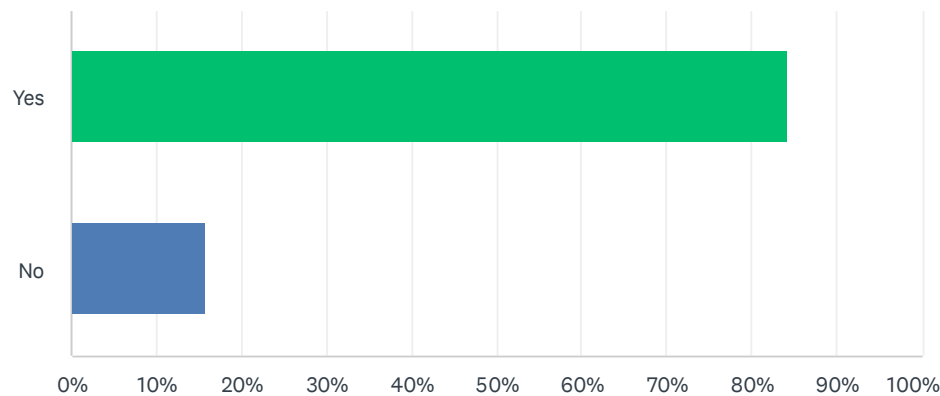
Answered: 5,577    Skipped: 0



| ANSWER CHOICES | RESPONSES |       |
|----------------|-----------|-------|
| Yes            | 83.40%    | 4,651 |
| No             | 16.60%    | 926   |
| TOTAL          |           | 5,577 |

### Q7 Was it clean ?

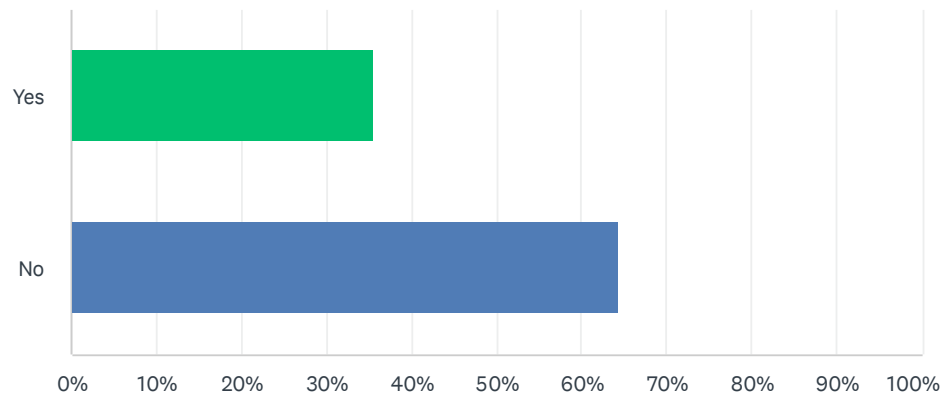
Answered: 5,551    Skipped: 26



| ANSWER CHOICES | RESPONSES |       |
|----------------|-----------|-------|
| Yes            | 84.24%    | 4,676 |
| No             | 15.76%    | 875   |
| TOTAL          |           | 5,551 |

Q9 If you have used alternative facilities, have you experienced difficulty in accessing or using these toilets?

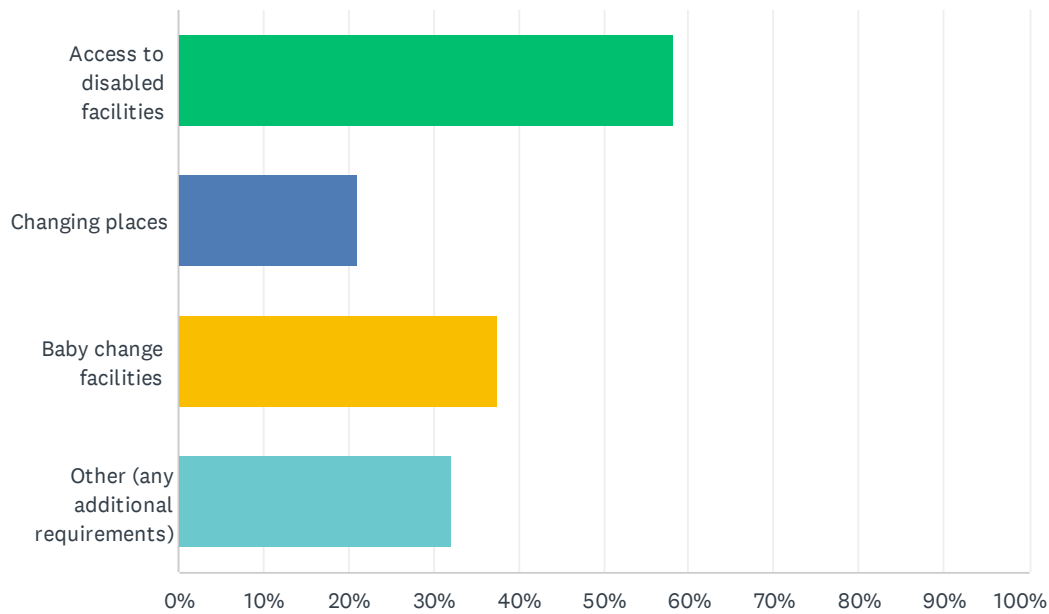
Answered: 5,577    Skipped: 0



| ANSWER CHOICES |  | RESPONSES |       |
|----------------|--|-----------|-------|
| Yes            |  | 35.61%    | 1,986 |
| No             |  | 64.39%    | 3,591 |
| TOTAL          |  |           | 5,577 |

## Q11 Are there any needs or requirements for your use of public toilets that you think should be considered as part of this review?

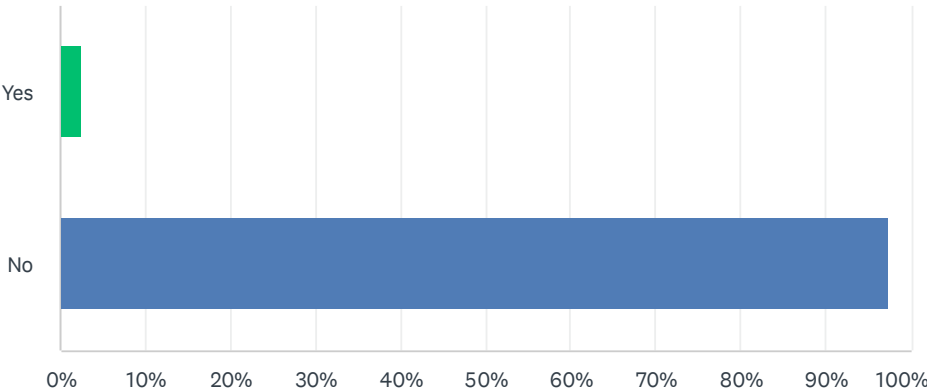
Answered: 3,057    Skipped: 2,520



| ANSWER CHOICES                      | RESPONSES |       |
|-------------------------------------|-----------|-------|
| Access to disabled facilities       | 58.26%    | 1,781 |
| Changing places                     | 21.03%    | 643   |
| Baby change facilities              | 37.49%    | 1,146 |
| Other (any additional requirements) | 32.16%    | 983   |
| Total Respondents: 3,057            |           |       |

Q12 If you own a business in Teignbridge, would you be prepared to open your toilet to members of the public?

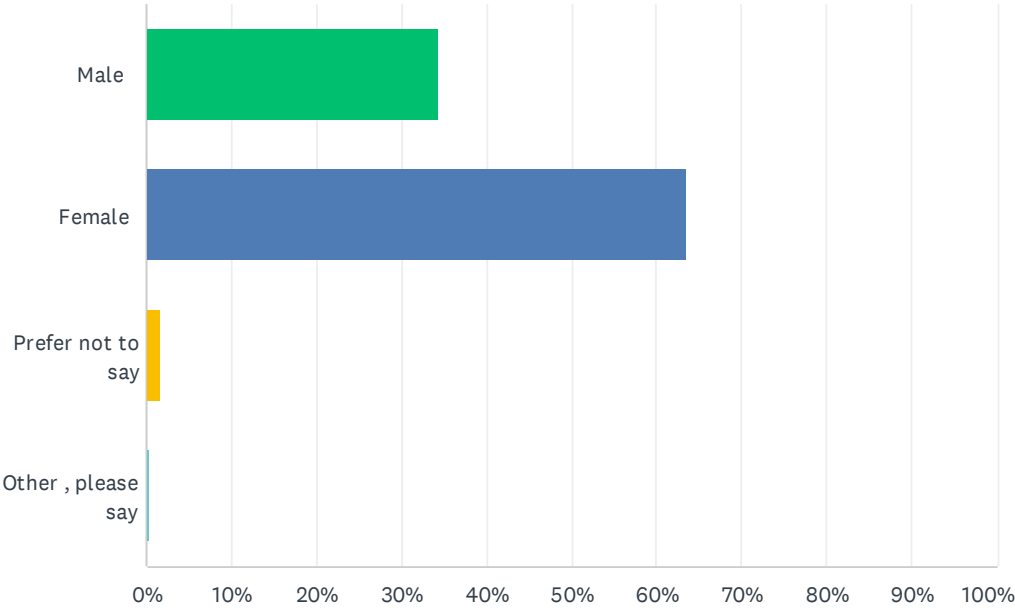
Answered: 1,399    Skipped: 4,178



| ANSWER CHOICES | RESPONSES |       |
|----------------|-----------|-------|
| Yes            | 2.57%     | 36    |
| No             | 97.43%    | 1,363 |
| TOTAL          |           | 1,399 |

Q14 Are you ?

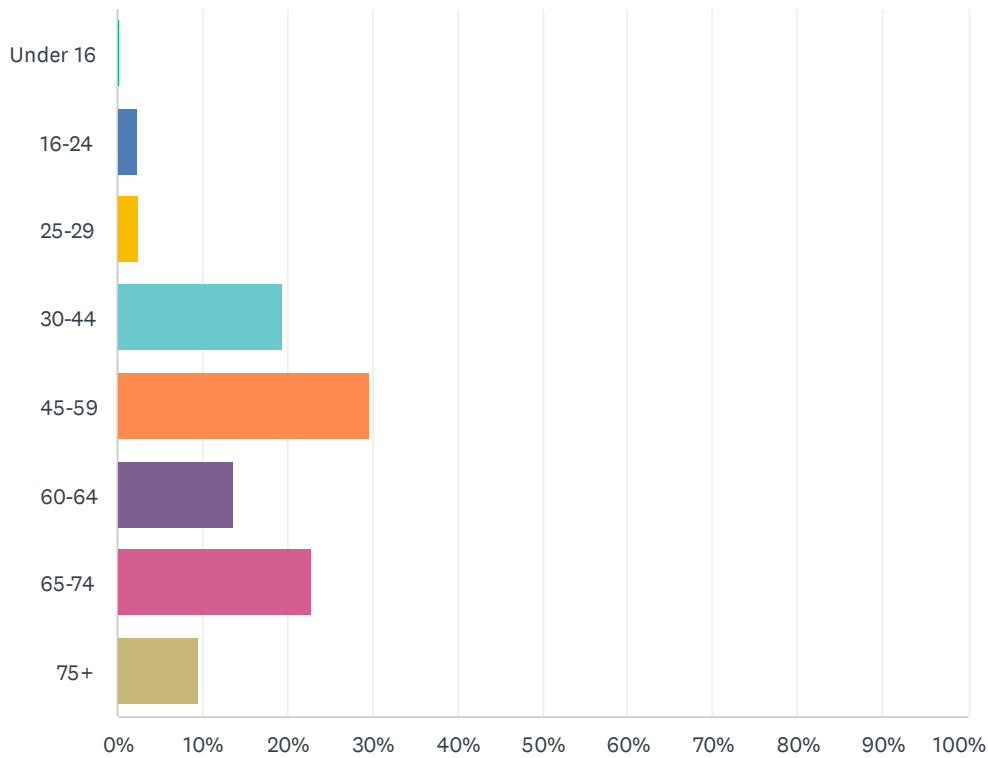
Answered: 5,577    Skipped: 0



| ANSWER CHOICES     |  | RESPONSES |       |
|--------------------|--|-----------|-------|
| Male               |  | 34.27%    | 1,911 |
| Female             |  | 63.64%    | 3,549 |
| Prefer not to say  |  | 1.74%     | 97    |
| Other , please say |  | 0.36%     | 20    |
| TOTAL              |  |           | 5,577 |

## Q15 Your age?

Answered: 5,577    Skipped: 0

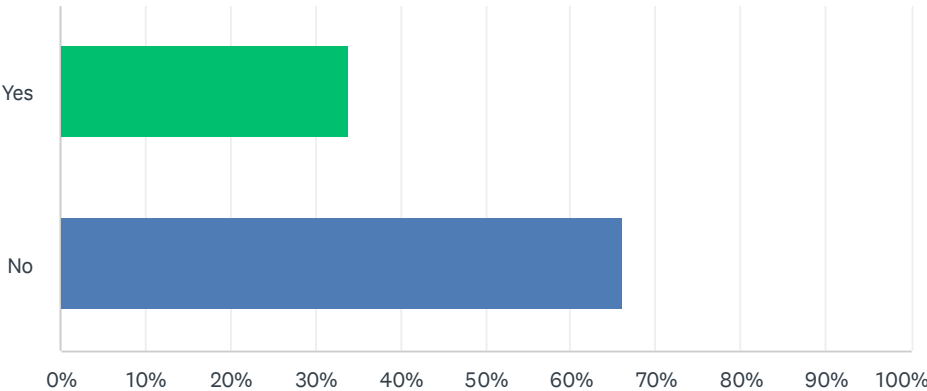


| ANSWER CHOICES | RESPONSES |              |
|----------------|-----------|--------------|
| Under 16       | 0.16%     | 9            |
| 16-24          | 2.31%     | 129          |
| 25-29          | 2.51%     | 140          |
| 30-44          | 19.44%    | 1,084        |
| 45-59          | 29.55%    | 1,648        |
| 60-64          | 13.56%    | 756          |
| 65-74          | 22.81%    | 1,272        |
| 75+            | 9.66%     | 539          |
| <b>TOTAL</b>   |           | <b>5,577</b> |



Q16 Do you have a long term, limiting illness or condition?

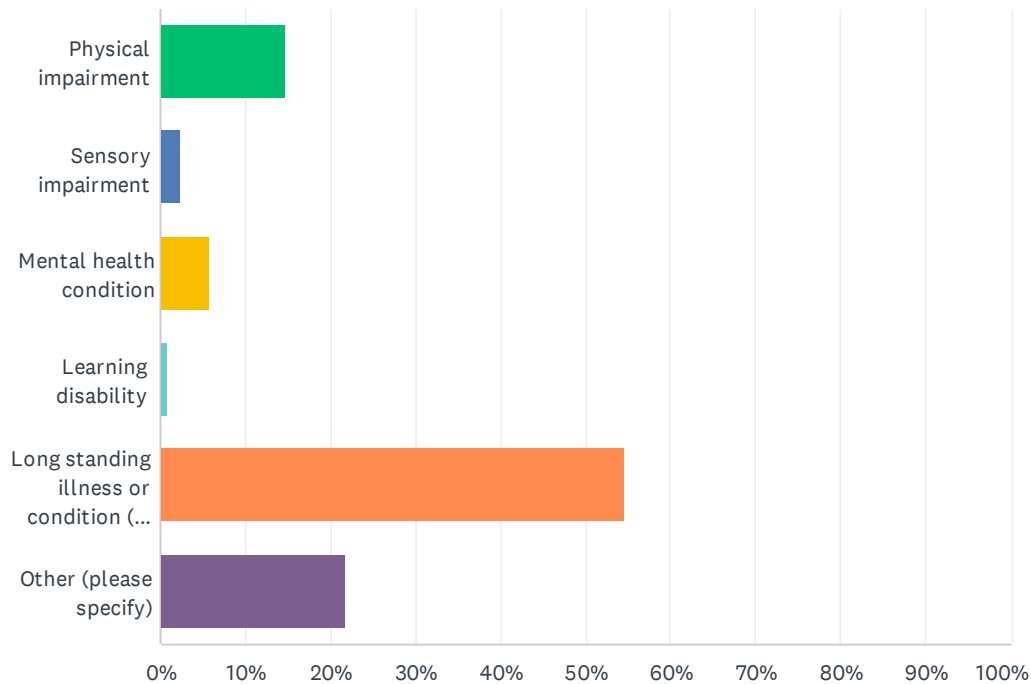
Answered: 5,577    Skipped: 0



| ANSWER CHOICES |  | RESPONSES |       |
|----------------|--|-----------|-------|
| Yes            |  | 33.87%    | 1,889 |
| No             |  | 66.13%    | 3,688 |
| TOTAL          |  |           | 5,577 |

## Q17 If yes, please describe your illness or condition.

Answered: 1,985   Skipped: 3,592



| ANSWER CHOICES   | RESPONSES |              |
|--|-----------|--------------|
| Physical impairment  | 14.71%    | 292          |
| Sensory impairment   | 2.27%     | 45           |
| Mental health condition  | 5.74%     | 114          |
| Learning disability  | 0.96%     | 19           |
| Long standing illness or condition ( such as Crohn's disease, urinary incontinence, cancer, HIV, heart disease, diabetes, or epilepsy. | 54.61%    | 1,084        |
| Other (please specify)   | 21.71%    | 431          |
| <b>TOTAL</b>   |           | <b>1,985</b> |